



Electrolux
PROFESSIONAL

**Modular Cooking Range Line
thermaline 80 - 2 Zone Freestanding
Electric Solid Top with Ecotop, 1 Side,
Backsplash, H=700**

ITEM # _____

MODEL # _____

NAME # _____

SIS # _____

AIA # _____



588342 (MALBEBEDAO)

Electric Solid Top, 2 zones,
ecoTop coating, one-side
operated with backsplash

Short Form Specification

Item No. _____

Unit constructed according to DIN 18860_2 with 20 mm drop nose top and 70 mm recessed plinth. Internal frame for heavy duty sturdiness in stainless steel. 2 mm top in 1.4301 (AISI 304). Flat surface construction, easily cleanable. THERMODUL connection system enables seamless worktop when units are connected and avoids soil penetrating. ECOTOP model with a 20 mm thick steel cooking surface with heat retaining coating. 2 independently controlled heating zones with 2 electronic sensors per zone for temperature surface control and 8 power levels. Rapid plate heat up, continuously ready to use. Overheat protection switches off the supply in case of overheating. Standby function saves energy and quickly recovers maximum power. Metal knobs with embedded hygienic silicon "soft" grip enable easier handling and cleaning.
IPX5 water resistance certification.
Configuration: Freestanding, one-side operated with backsplash.

Main Features

- 2 heating zones independently controlled.
- Rapid heat up of the plate and continuously ready for use.
- Overheat protection: a temperature sensor switches off the supply in case of overheating.
- Pans can easily be moved from one area to another without lifting.
- Wide rounded cleaning zone around the plates for easier cleaning.
- All major components may be easily accessed from the front.
- ECOTOP model has a 20 mm thick steel DIN 1.7335 nickel coated cooking surface.
- THERMODUL connection system creates a seamless work top when units are connected to each other thus avoiding soil penetrating vital components and facilitating the removal of units in case of replacement or service.
- Metal knobs with embedded hygienic silicon "soft" grip for easier handling and cleaning. The special design of the controls prevent infiltration of liquids or soil into vital components.
- Large visible digital display manufactured in tempered glass to resist heat and chemicals, showing temperatures or power settings. The display also shows on/off status of the appliance and on/off status of the heating elements.
- Cooking plate and base joint profile guarantee against soil infiltration.
- Two electronic sensors per zone to control surface temperature and to protect cooking plate from overheating.
- 8 power levels.

Construction

- 2 mm top in 1.4301 (AISI 304).
- Unit constructed according to DIN 18860_2 with 20 mm drop nose top and 70 mm recessed plinth.
- Flat surface construction with minimal hidden areas to easily clean all surfaces
- Unit constructed according to DIN 18860_2 with 20 mm drop nose top.
- IPX5 water resistance certification.
- Internal frame for heavy duty sturdiness in stainless steel.

Sustainability

- Standby function for energy saving and fast recovery of maximum power.



APPROVAL: _____

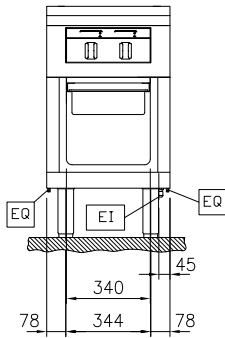


Experience the Excellence
www.electroluxprofessional.com

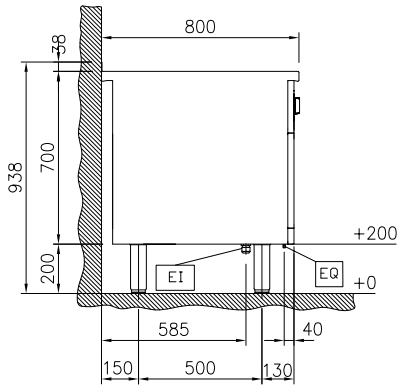
Optional Accessories

- | | | | | | |
|---|------------|--------------------------|---|------------|--------------------------|
| • Connecting rail kit for appliances with backsplash, 800mm | PNC 912497 | <input type="checkbox"/> | • Filter W=500mm | PNC 913664 | <input type="checkbox"/> |
| • Portioning shelf, 500mm width | PNC 912523 | <input type="checkbox"/> | • Stainless steel dividing panel, 800x700mm, (it should only be used between Electrolux Professional thermaline Modular 80 and thermaline C80) | PNC 913668 | <input type="checkbox"/> |
| • Portioning shelf, 500mm width | PNC 912553 | <input type="checkbox"/> | • Stainless steel side panel, 800x700mm, flush-fitting (it should only be used against the wall, against a niche and in between Electrolux Professional thermaline and ProThermetic appliances and external appliances - provided that these have at least the same dimensions) | PNC 913684 | <input type="checkbox"/> |
| • Folding shelf, 300x800mm | PNC 912577 | <input type="checkbox"/> | | | |
| • Folding shelf, 400x800mm | PNC 912578 | <input type="checkbox"/> | | | |
| • Fixed side shelf, 200x800mm | PNC 912583 | <input type="checkbox"/> | | | |
| • Fixed side shelf, 300x800mm | PNC 912584 | <input type="checkbox"/> | | | |
| • Fixed side shelf, 400x800mm | PNC 912585 | <input type="checkbox"/> | | | |
| • Stainless steel front kicking strip, 500mm width | PNC 912631 | <input type="checkbox"/> | | | |
| • Stainless steel side kicking strip left and right, against the wall, 800mm width | PNC 912658 | <input type="checkbox"/> | | | |
| • Stainless steel side kicking strip left and right, back-to-back, 1610mm width | PNC 912661 | <input type="checkbox"/> | | | |
| • Stainless steel plinth, against wall, 500mm width | PNC 912841 | <input type="checkbox"/> | | | |
| • Connecting rail kit for appliances with backsplash: modular 80 (on the left), ProThermetic tilting (on the right), ProThermetic stationary (on the left) to ProThermetic tilting (on the right) | PNC 912977 | <input type="checkbox"/> | | | |
| • Connecting rail kit for appliances with backsplash: modular 80 (on the right), ProThermetic tilting (on the left), ProThermetic stationary (on the right) to ProThermetic tilting (on the left) | PNC 912978 | <input type="checkbox"/> | | | |
| • Back panel, 500x700mm, for units with backsplash | PNC 913010 | <input type="checkbox"/> | | | |
| • Stainless steel panel, 800x700mm, against wall, left side | PNC 913093 | <input type="checkbox"/> | | | |
| • Stainless steel panel, 800x700mm, against the wall, right side | PNC 913097 | <input type="checkbox"/> | | | |
| • Endrail kit, flush-fitting, with backsplash, left | PNC 913113 | <input type="checkbox"/> | | | |
| • Endrail kit, flush-fitting, with backsplash, right | PNC 913114 | <input type="checkbox"/> | | | |
| • Endrail kit (12.5mm) for thermaline 80 units with backsplash, left | PNC 913204 | <input type="checkbox"/> | | | |
| • Endrail kit (12.5mm) for thermaline 80 units with backsplash, right | PNC 913205 | <input type="checkbox"/> | | | |
| • U-clamping rail for back-to-back installations with backsplash | PNC 913226 | <input type="checkbox"/> | | | |
| • Insert profile D=800mm | PNC 913230 | <input type="checkbox"/> | | | |
| • Perforated shelf for warming cabinets and cupboard bases (one-side operated TL80-85-90 and two-side operated for TL80) | PNC 913233 | <input type="checkbox"/> | | | |
| • Energy optimizer kit 14A - factory fitted | PNC 913244 | <input type="checkbox"/> | | | |
| • Side reinforced panel only in combination with side shelf, for against the wall installations, left | PNC 913263 | <input type="checkbox"/> | | | |
| • Side reinforced panel only in combination with side shelf, for against the wall installations, right | PNC 913265 | <input type="checkbox"/> | | | |
| • Shelf fixation for TL80-85-90 one-side operated, TL80 two-side operated | PNC 913279 | <input type="checkbox"/> | | | |

Front

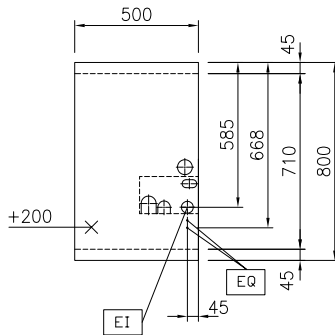


Side



EI = Electrical inlet (power)
 EQ = Equipotential screw

Top



Electric

Supply voltage:
588342 (MALBEBEDAO) 400 V/3N ph/50/60 Hz
 Electrical power max.: 6 kW

Key Information:

Configuration: On Base;One-Side Operated
 Front Plates Power: 3 - 0 kW
 Back Plates Power: 3 - kW
 Solid top usable surface (width): 360 mm
 Solid top usable surface (depth): 630 mm
 External dimensions, Width: 500 mm
 External dimensions, Depth: 800 mm
 External dimensions, Height: 700 mm
 Storage Cavity Dimensions (width): 340 mm
 Storage Cavity Dimensions (height): 330 mm
 Storage Cavity Dimensions (depth): 740 mm
 Net weight: 93 kg

Sustainability

Current consumption: 13 Amps